



NON-ENTRY MANHOLE RESCUE SYSTEM

Material Lift with Guard

This unique system allows for a rescue to be accomplished without having to send additional personnel into the hazardous area. Two ways in which a rescue can be performed are:

- A. Entrant suited with a full body harness (No. 63936Q) enters the confined space with a lifeline (No. 150-NGLIFE) attached. The lifeline is attached to the manhole guard/rescue winch (No. WAMGL-42DX) via a breakaway device. This device will release upon impact such as that of a vehicle which has entered the work zone and strikes the manhole guard. For rescue the attendant/rescuer attaches the ascender to the winch line and proceeds to raise the victim.
- B. Entrant suited with a full body harness (No. 63936Q) enters the confined space without being tethered. For rescue the attendant/rescuer uses the rescue line system (No. 150-NGRESC). The rescue line equipped with a carabiner is attached to a 16' telescopic pole via a special clip. The clip releases the carabiner once the rescuer locates one of four reflective rescue loops, "hooks" into a loop and pulls back on the pole. The rescue line is then tied on to the winch and the rescuer then proceeds to raise the victim. For a free on-site demonstration please contact us.

This rugged material lift is an excellent device for raising and lowering equipment and material into manholes. It clamps securely to the universal manhole guard, making it a safety fence as well as a valuable tool and rescue device.

The entire unit is lightweight and portable, sets up quickly and has a 300 lb. capacity with a safety factor of three to one. The side pieces are constructed of high tensile, heavy-gauge aluminum with a durable yellow finish that stands up to rough weather and wear. Lift rope 1/2" x 35' DURA-PLEX™ Braided Rope.



WAMGL-42DX

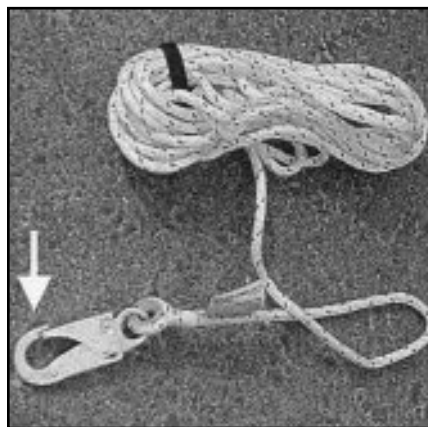
42" Guard For Use With 36" Manholes

No.	Description	Shipping Dimensions	Wt.
WAML-42DX	Material Lift Only 3" Drum	12 1/2"w x 13"d x 57 1/2"h	43 lbs
WAMGL-42DX	Material Lift with Guard	43 1/2"w x 6"d x 57 1/2"h	87 lbs
WAMG-42	Manhole Guard Only	43 1/2"w x 3"d x 42 1/2"h	44 lbs

63936Q - Full Body Harness (5 Point)



150-NGLIFE



Lifeline system consisting of 30' line with locking snap hook, ascender, shackle, quick link, pin and storage bag.



150-NGRESC



Rescue line system consisting of 2 each 30' lines with carabiners and 16' telescopic stick with clip.

30 Travis Avenue, PO Box 1690, Binghamton, NY 13902-1690
Phone 607-773-2405 • Fax 607-773-2414 • www.linemenssupply.com

CONFINED SPACE ENTRY/RESCUE EQUIPMENT



When entering a confined space, a worker must be attached to an independent lifeline for adequate fall protection and retrieval. Buckingham's retrieval systems exceed all current OSHA and ANSI requirements. Read and follow the users manual enclosed with every system.

A complete retrieval system should consist of:

- 1) A man rated winch to be attached to personnel at all times during the descent and work below grade.
- 2) Tripod
- 3) Full Body Harness (see catalog pages 19-22 & 269)
- 4) Work Winch to raise and lower materials only.

5003 (Tripod)



Fall Arrest



Retrieval

COMPONENT OPTIONS

Capabilities	No. 5000 3 Way Winch	No. 5001 2 Way Winch	No. 5002 Work Winch	No. 5010 Personnel Winch
1) Arresting	Yes	Yes	No	No
2) Retrieval	Yes	Yes	Yes-Materials Only	Yes
3) Lowering	Yes	No	Yes-Materials Only	Yes

Above winches come in 50, 65 or 100 ft. lengths. Please specify length desired.
Winches available with spectra rope (Kevlar) lifeline by adding suffix "K" to model number.



5000
Includes pulley and carabiner



5001
Includes pulley and carabiner



5002
Includes pulley and carabiner



5010
Includes pulley and carabiner

WINCHES

Specifications	5000	5001
Maximum Working Load	300 Pounds	300 Pounds
Cable Speed to Engage Brake	4.5 Ft./Sec.	4.5 Ft./Sec.
Stopping Distance	<24" (220# Wt. - No Free Fall)	<24" (220# Wt. - No Free Fall)
Arresting Force	1200 Pounds (approx.)	1200 Pounds (approx.)
Gear Ratio	5.5:1	5.5:1
Retrieval Speed	20 Ft./Min. (approx.)	20 Ft./Min. (approx.)
Brake System	Friction Disk	Friction Disk
Cable Length	50, 65 or 100 ft.	50, 65 or 100 ft.
Weight	50 ft. - 32 lbs. 65 ft. - 35 lbs. 100 ft. - 50 lbs.	50 ft. - 32 lbs. 65 ft. - 35 lbs. 100 ft. - 50 lbs.

Specifications	5000	5001
Housing	Aluminum Alloy	Aluminum Alloy
Rope Drum	Aluminum Alloy	Aluminum Alloy
Shaft	Stainless Steel	Stainless Steel
Mainspring	Spring Steel	Spring Steel
Brake Pawls	Stainless Steel	Stainless Steel
Brake Cog	Stainless Steel	Stainless Steel
Bearings	Ball Bearings	Ball Bearings
Brake Pad	Composite	Composite
Cable	Galvanized Steel Stainless Steel Kevlar Rope	Galvanized Steel Stainless Steel Kevlar Rope

BUCKINGHAM WINCHES (Made in the USA)

MISCELLANEOUS TOOLS & ACCESSORIES

30 Travis Avenue, PO Box 1690, Binghamton, NY 13902-1690
Phone 607-773-2405 • Fax 607-773-2414 • www.linemenssupply.com