



**ARBORIST
EQUIPMENT**

CLIMBING AIDS

Split Tail



38STB

- 38STY 4' Gold Streak
- 38STB 4' Bluestreak Split Tail
- 38STO 4' Safety Blue High-Vee Split Tail
- 38STW 4' Safety Blue Split Tail
- 38STG 4' XTC Spearmint Split Tail

Different lengths available by adding desired length to model number (i.e. 38STB - 6 6' Bluestreak Split Tail).

The Split Tail Climbing System is quickly gaining popularity among climbers. Buckingham's split tails are 4' in length (special lengths available upon request) and made with 16 Strand, 1/2" rope. A whipped end and eye provide maximum safety. Some of the advantages of the split tail system over a traditional climbing systems are:

- Contrasting color of split tail makes it easy to differentiate from climbing line.
- Eliminates need to cut worn pieces from climbing line (simply replace worn split tail).
- Can be used for a dual anchorage point system for added stability when limb walking.
- Available in four different colors and custom lengths.



Split Tail and Micro Pulley "tied in" and ready to climb.



Split Tail shown rigged in a dual anchorage point system.

Micro Pulley



RP110 Micro Pulley
251B1 Bronze Snap

The Micro Pulley is an inexpensive piece of equipment with multiple uses and benefits. Attaching a micro pulley to your climbing line eliminates the need to advance the friction hitch while climbing. This can be done by the ground man by pulling slack from the line as the climber ascends. Another benefit of the micro pulley is that it maintains a fair lead between the climbing line and friction hitch. When dropping through limbs and changing direction of the falling end of the climbing line, the friction hitch can be very difficult or impossible to operate. The use of a micro pulley makes it easy, even without clearing the falling end of the climbing line over the limb you have just dropped below.




Foot Lock Prusik Cord

39SAM9-12 is well suited for a foot lock prusik cord due to its excellent heat resistance and high stretch/low stretch characteristics. A braided polyester cover over a braided Technora core make up the construction of this supple cord. 5/16" diameter Precut into 12' lengths.

Limitations of the Prusik Knot and Loop

- The Prusik knot must be tied, dressed and set properly to work effectively.
- The climber must keep both hands below the knot.
- The Prusik loop is for ascent only. Do not use for descending without the use of a figure 8.
- It is important to keep leaves, twigs and other debris out of the Prusik knot.
- When approaching tie-in point, never force the Prusik knot into the spread of the rope. A rule of thumb is the 1:5 ratio (i.e. keep Prusik knot 25" below a 5" diameter limb).



39SAM9-12

30 Travis Avenue, PO Box 1690, Binghamton, NY 13902-1690
Phone 607-773-2405 • Fax 607-773-2414 • www.linemenssupply.com



**ARBORIST
EQUIPMENT**

RIGGING BLOCKS, PULLEYS AND SLINGS

Buckingham's line of rigging blocks (also known as a false crotch) are designed to eliminate virtually all friction when removing heavy limbs. Also used to create a crotch where a natural one is not available. Simply tie around the tree with one of the eye slings shown below using a stilson hitch or timber hitch. The RP130 has an upper bushing, for reducing the bend radius in the eye of the sling.

Aluminum Rigging Blocks

These rigging blocks combine the convenience of a spring loaded upper pin with a captive bushing, and a lightweight aluminum design. Simply push and twist the upper pin, and the checkplates will swing open. And best of all, the bushing and pin can not fall out of the block. Stainless steel sheave and bushing pins, with an epoxy polyester coating over aluminum make up the construction of this high quality rigging block. Available for 5/8" and 3/4" rigging lines.

Pulleys



RP104

Length 4 1/2"
Width 3"
Weight .62 lbs
Sheave Dia. 2 3/8"
Rope Cap. 5/8"
Tested to 10,000 lbs
SWL 850 lbs



RP130

Length 6 1/2"
Width 4"
Weight 2 1/4 lbs
Sheave Dia. 3"
Rope Cap. 5/8"
Tested to 28,000 lbs
SWL 4000 lbs



5007S 5007L


Length 7" 9"
Width 4" 5"
Weight 3 1/4 lbs 5 lbs
Sheave Dia. 2 3/4" 4 5/8"
Rope Cap. 5/8" 3/4"
SWL 4800 lbs. 9000 lbs

Whoopie Slings



Whoopie Slings are manufactured with either coated 5/8" or 3/4" Tenex rope, and adjust in seconds from a minimum of 3' to any desired length.

Web Slings



Web Slings have many uses

- Can be used as a foot hold
- Works great as a redirect
- Can be chocked around limbs or small brush piles and used as a handle
- Works great for light rigging applications

Web Slings are manufactured with 1" polyester 8900 lb. Tensile strength.

3905-36 - 36" overall length
3905-24 - 24" overall length
3905E-18 - 18" overall length (endless loop)

Rated Capacity (Choke)

No.	Description	Rated Capacity (Choke)
39078TA - 6	3' to 6' Whoopie Sling 5/8" Tenex	2560 lb.
39078TA - 8	3' to 8' Whoopie Sling 5/8" Tenex	2560 lb.
39078TA - 10	3' to 10' Whoopie Sling 5/8" Tenex	2560 lb.
39074TA - 6	3' to 6' Whoopie Sling 3/4" Tenex	3380 lb.
39074TA - 8	3' to 8' Whoopie Sling 3/4" Tenex	3380 lb.
39074TA - 10	3' to 10' Whoopie Sling 3/4" Tenex	3380 lb.

Eye Slings



Eye Slings are manufactured with either Tenex or Stable braid rope and Samthene coated enhancing Wearlife. Available in 5/8" and 3/4". Last digit designates sling length in feet.

(i.e. 39078T - 10 5/8" Tenex Sling 10'.)

39078T - * 5/8" Tenex 17,000 lb. Tensile
39074T - * 3/4" Tenex 22,400 lb. Tensile
39078S - * 5/8" Stable braid 16,300 lb. Tensile
39074S - * 3/4" Stable braid 20,400 lb. Tensile

* Designates sling length

30 Travis Avenue, PO Box 1690, Binghamton, NY 13902-1690
Phone 607-773-2405 • Fax 607-773-2414 • www.linemenssupply.com

CONFINED SPACE EQUIPMENT ACCESSORIES



5007 Pulley

Used at top of 5003 Tripod.



72 Retrieval Yoke

Uses two locking snaphooks, 1 3/4" nylon web and a 5000 lb. rated dee ring.



50037B

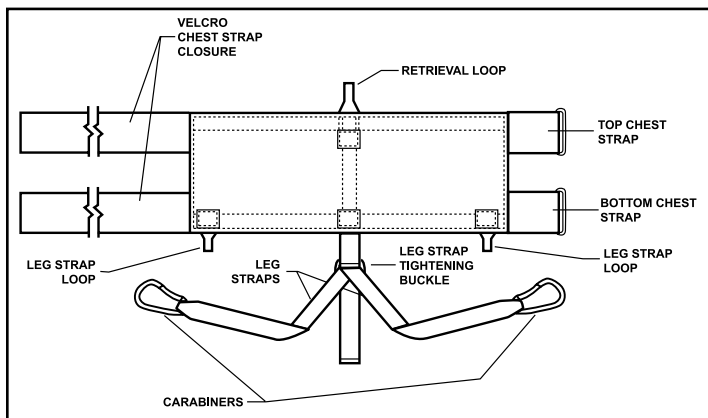
Carry bag for 7' Tripod

50039B

Carry bag for 9' Tripod

80 - Confined Space Retrieval Harness

The Confined Space Retrieval Harness by Buckingham is designed to easily lift a hurt man out of a confined area. Simply place the harness under the victim just below the armpits, secure the velcro chest strap closures, pass the leg straps with carabiners between the victim's legs and attach to leg strap loops, attach winch line hook to the retrieval loop, and lift to safety. The unique design of the retrieval harness supports the victim in an upright position making it easy to lift victim through man hole. One size fits all.



80

30 Travis Avenue, PO Box 1690, Binghamton, NY 13902-1690
 Phone 607-773-2405 • Fax 607-773-2414 • www.linemenssupply.com